



**Ruth Miskin
Training**



Parent Meeting Set 1 Sounds

Reading changes everything

Teach a child to read and keep that child reading and we will change everything.

And I mean everything.

Jeanette Winterson

What is phonics?

Sounds

mat

ship

Graphemes

*demonstrate, containing, roamed, trivial,
injured, whimper*

English alphabetic code

- 44 sounds
- 26 letters
- Over 150+ graphemes (letter combinations)

One of the most complex alphabetic codes in the world.

The simple code: Set 1 and 2 sounds

Consonant sounds – stretchy

f	l	m	n	r	s	v	z	sh	th	ng
										nk

Consonant sounds – bouncy

b	c	d	g	h	j	p	qu	t	w	x	y	ch
	k											

Vowel sounds – bouncy

a	e	i	o	u	ay	ee	igh	ow
---	---	---	---	---	----	----	-----	----

Vowel sounds – stretchy

Vowel sounds – stretchy

oo	oo	ar	or	air	ir	ou	oy
----	----	----	----	-----	----	----	----

The complex code: Set 3 sounds

Consonant sounds

f	l	m	n	r	s	v	z	sh	th	ng
ff	ll	mm	nn	rr	ss	ve	zz	ti		nk
ph	le	mb	kn	wr	se		s	ci		
					c		se			
					ce					

b	c	d	g	h	j	p	qu	t	w	x	y	ch
bb	k	dd	gg		g	pp		tt	wh			tch
	ck				ge							
	ch				dge							

Vowel sounds

a	e	i	o	u	ay	ee	igh	ow
	ea				<u>a-e</u>	<u>e-e</u>	<u>i-e</u>	<u>o-e</u>
					ai	y	ie	oa
						ea	i	o
						e	y	

oo	oo	ar	or	air	ir	ou	oy	ire	ear	ure
<u>u-e</u>			oor	are	ur	ow	oi			
ue			ore		er					
ew			aw							
			au							

Speed Sounds Set 1

Consonant sounds – stretchy

f	l	m	n	r	s	v	z	sh	th	ng
										nk

Consonant sounds – bouncy

b	c	d	g	h	j	p	qu	t	w	x	y	ch
	k											

Vowel sounds – bouncy

a	e	i	o	u
---	---	---	---	---


Vowel sounds – stretchy

ay	ee	igh	ow
----	----	-----	----

Vowel sounds – stretchy

oo	oo	ar	or	air	ir	ou	oy
----	----	----	----	-----	----	----	----

'Same, same!'



Teach something new...review, review review!

Consonant sounds – stretchy

f	l	m	n	r	s	v	z	sh	th	ng
										nk

Consonant sounds – bouncy

b	c	d	g	h	j	p	qu	t	w	x	y	ch
	k											

Vowel sounds – bouncy

a	e	i	o	u
---	---	---	---	---


Vowel sounds – stretchy

ay	ee	igh	ow
----	----	-----	----

Vowel sounds – stretchy

oo	oo	ar	or	air	ir	ou	oy
----	----	----	----	-----	----	----	----


Sounds + blending = word reading



Virtual Classroom Set 1 sounds



Virtual Classroom Pinny time



How do I use the Virtual Classroom?

1. Set aside 10 minutes to watch a film with your child each day.
2. Find a quiet space for your child to watch the film on a laptop or tablet.
3. Praise your child as they join in with the lesson – make it fun!

The more they practise using these films, the quicker they'll learn to read.

Teaching letter formation

Handwriting phrases for helping your child to form letters

This works best if your child practises for a short time every day.

1. Show the picture side and air-write as you say the phrase.
2. Ask your child to practise in the air with you.
3. Using a sharp pencil and sat at a table, encourage your child to have a go.
4. Praise your child for their efforts.

m Maisie, mountain, mountain
a round the apple, down the leaf
s slither down the snake
d round his bottom, up his tall neck and down to his feet
t down the tower, across the tower
i down the body, dot for the head
n down Nobby, over his net
p down the plait and over the pirate's face
g round her face, down her hair and give her a curl



Free Video Tutorials (ruthmiskin.com)

[Back](#)

Parents

[A A A](#)

Read Write Inc. Phonics - Learning to read at home

Parents films

The films below show parents and carers how we teach children to read and write with *Read Write Inc. Phonics*.

If your child is in a school that teaches *Read Write Inc.* or if you have bought a parent pack, the films will help you and your child practise together at home.

If you have a question for us, please get in touch via our [Facebook](#) or [Twitter](#) pages and subscribe to our [YouTube](#) channel.



What can I do?

1. Use pure sounds rather than letter names.
2. Teach the picture names.
3. Practise reading sounds speedily.
4. Watch the Virtual Classroom films together.
5. Use the handwriting phrases to practise writing.

Online resources available

Ruth Miskin Parents' Page:

<https://www.ruthmiskin.com/parents/>

Ruth Miskin Facebook:

<https://www.facebook.com/miskin.education>

Free e-books for home reading:

<http://www.oxfordowl.co.uk/Reading/>

Virtual Classroom Fred Games



What can I do?

1. Speak like Fred throughout the day.
2. Play Fred games.
3. Use Fred Talk to read words.

The sooner your child can orally blend, the sooner they will be able to read words.

Reading changes everything

Teach a child to read and keep that child reading and we will change everything.

And I mean everything.

Jeanette Winterson

Any questions?

